


METAL ANCHOR THW FOR FOR MOUNTING ON PLASTERBOARD



Usage:

- fixing paintings, devices, lighting, furniture, shelves, curtain rods, wooden slats to plasterboards, wood-based panels or thin-walled building materials

Advantages:

- anti-rotation lock during installation
- arms with a large ground contact radius provide high fastening strength
- simple and quick assembly and disassembly
- non-flammable fixing

Anchor material:

Metric screw and anchor body made of galvanized steel, carbon steel, up to 5µm

Substrate material:

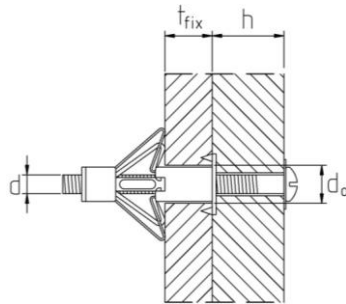
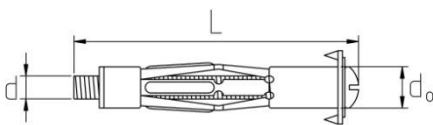
Drywall and other thin-walled substrates such as: drywall, Akerman, Fert and Teriva ceilings, wood-based panels, drywall

Method for determining THW anchors		
Symbol	Screw thread size d [mm]	Anchor length L [mm]
THW04025	04	025

Technical parameters of the THW anchor

Product Code	Screw thread diameter [mm]	Hole dia in base material [mm]	Substrate wall thickness [mm]	Anchor length [mm]	Max. thickness of the fixed element [mm]	Setting Tool	Recommended pull-out / shear load capacity N _{rec} / V _{rec}	
							Single plasterboard G-K 1x12.5 mm	Double plasterboard G-K 2x12.5mm
							[kN]	[kN]
THW04025	4	8	0-5	25	8	THWT01	0,15/0,15	-
THW04045	4	8	8-16	45	16	THWT01	0,2/0,2	-
THW04050	4	8	16-23	50	17	THWT01	0,2/0,2	-
THW04065	4	8	18-32	65	20	THWT01	-	0,3/0,3
THW05045	5	10	6-13	45	17	THWT01	0,2/0,2	-
THW05060	5	10	8-16	60	26	THWT01	0,2/0,2	-
THW05070	5	10	16-32	70	30	THWT01	-	0,3/0,3
THW06060	6	13	7-16	60	35	THWT01	0,2/0,2	-
THW06070	6	13	16-32	70	30	THWT01	-	0,3/0,3

Installation diagram of THW anchors



Accessories: THWT01 Tool



Installation diagram of THW anchors

